

WM-01
WIEGAND METER



**WM-01
WIEGAND METER**



HOME SCREEN

The Home screen Allows you to Navigate the WM-10 Meter. By touching One of the four function button.

The OFF Button turns off WM-01 Wiegand Meter.

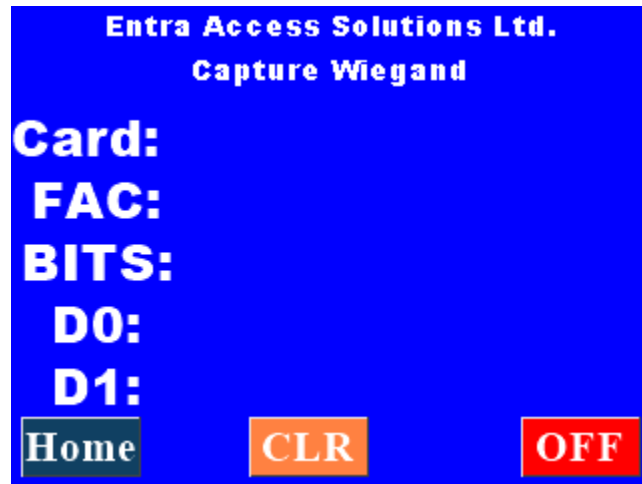
SLEEP & AUTO POWER OFF

If the WM-01 Wiegand Meter screen has not been touched for 2 MINUTES the WM-01 Wiegand Meter will go to SLEEP.

To wake up the WM-01 Wiegand Meter touch the screen again.

If another 3 MINUTES elapses with out a touch, WM-01 Wiegand Meter will TURN OFF.

WM-01
WIEGAND METER



Capture Wiegand Screen

The Capture Wiegand Screen, displays the Wiegand Data Received

- Card:** The Wiegand Card Number Received.
- Fac:** The Wiegand Facility Code Received.
- Bits:** The Number of Wiegand Bits Received.
- D0:** The Number of DATA0 Bits Received.
- D1:** The Number of DATA1 Bits Received.

If the Value of D0 or D1 is equal to **0 (Zero)**, that indicates that you have an open circuit On the D0 or D1 signal wire. (Note: you will probably also get an **UNKNOWN FORMAT** On the Screen.

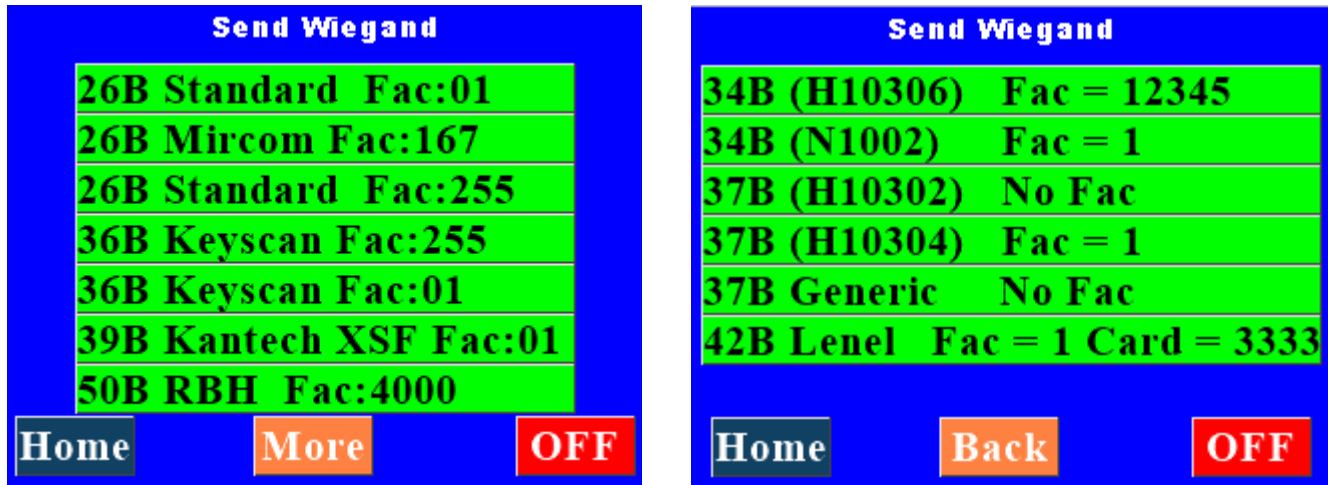
The following Card formats will Display the full Info above:

- | | |
|------------------------|-----------------------|
| 1) 26 Bit Standard | 2) 34Bit (H10306) ICT |
| 3) 36Bit Keyscan | 4) 39Bit Kantech XSF |
| 5) 35Bit Corpoeate1000 | 6) 50Bit RBH |

All other card Formats will display UNKNOWN FORMAT FOR Card and Fac data But, Bits, D0 & D1 values will be correct.

Other formats may be available Please Contact us for Info

WM-01
WIEGAND METER



SEND WIEGAND SCREEN

The Send Wiegand Screen, consists of 2 screens. The Screen on the left appears when the Send Wiegand Button is pressed on the Home screen. Touching the more button calls up The screen on the right.

By touching any one of the Green Buttons will cause the WM-01 Wiegand Meter to Send Out that Wiegand format out the WIEGAND OUT Port on the Wiegand Meter.

Note: The Card Number that will be sent is always 9999, Except for the Kantech which will be 8884.

Home Button: Will return you to the Home screen

More Button: Will move you to Send Wiegand Screen2 (on the right)

Back Button: Will return you to the screen on the Left.

OFF Button: Turns the WM-01 Wiegand Meter OFF

WM-01
WIEGAND METER



SEND RS232 SCREEN

The Send RS232 Screen, provides the ability to send RS23 Serial String to mimic an SES TEC/Cat Intercom, an SES TEC1 Intercom or an Identiv Intercom system.

By clicking on one of the three touch buttons, the WM-01 Wiegand Meter will send the appropriate RS232 string out the Serial port of the WM-01 Wiegand Meter.

HOME Button: Returns you to the Home Screen

BAUD Button: Opens the Baud Screen, allowing you to set the Baud rate

OFF Button: Turns Off the WM-01 Wiegand Meter.

WM-01
WIEGAND METER



CAPTURE RS232 SCREEN

The Capture RS232 Screen displays the RS232 Data Received from the WM-01 Wiegand Meter .

- HOME** Button: Returns you to the Home Screen.
- CLR** Button: Clears the display screen.
- BAUD** Button: Opens the Set Baud Screen.
- OFF** Button: Turns the WM-01 Wiegand Meter OFF.

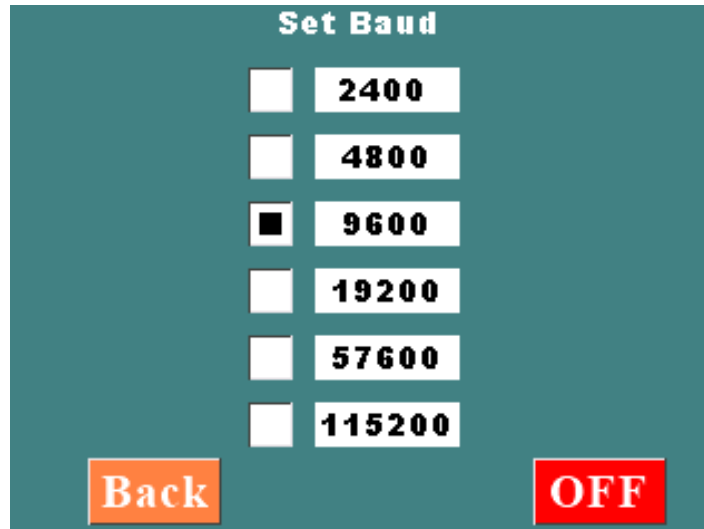
The Default Baud Rate is **9600**.

RS232 Port Connections;

Identiv Intercoms : RX to WM-01 RX, GND to WM-01 GND

SES Intercoms : TX to WM-01 RX, GND to WM-01 GND

WM-01
WIEGAND METER



Set Baud

<input type="checkbox"/>	2400
<input type="checkbox"/>	4800
<input checked="" type="checkbox"/>	9600
<input type="checkbox"/>	19200
<input type="checkbox"/>	57600
<input type="checkbox"/>	115200

Back OFF

SET BAUD RATE SCREEN

The set Baud Rate Screen, allows you to change the Baud rate to send or capture RS232 Data.

By clicking the appropriate check, will change the Baud rate of the WM-01 Wiegand Meter RS232 Serial Port.

Back Button: Returns you to either the Send RS232) Capture RS232 Screen.

OFF Button: Turns the WM-01 Wiegand Meter Off



WM-01 Wiegand Meter Specifications

Power Supply	2 x AAA Alkaline Batteries
Current	60ma Normal, 32mA Sleep
Dimensions	117mm L x 63.5mm W x 22.9mm H
Weight	240 grams
Default Baud Rate	9600
Connections	3 x 3.50mm /1/8", Mini Stereo Jacks
Interface	1 x Wiegand Out, 1 x Wiegand In, 1 x RS232 Port
Warranty	1 Years against defects in Materials & Workmanship

WM-01 Wiegand Meter Includes

- 1 x WM-01 Wiegand Meter
- 4 x AAA Alkaline Batteries
- 2 x 3.5mm(1/8") Stereo Plugs
- 1 x 3ft, 3.5mm Male Straight to Male Right angle Cable.